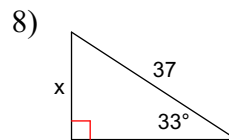
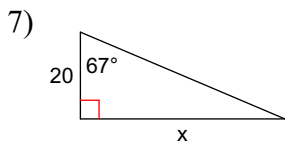
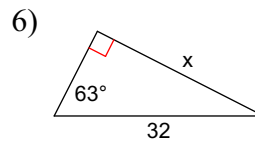
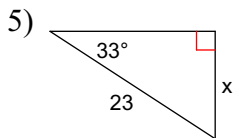
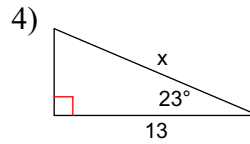
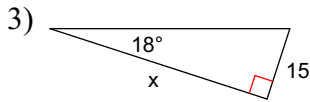
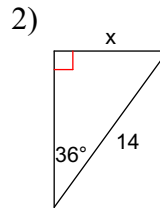
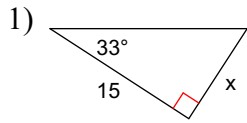
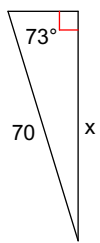


5.3 Right-angled Trigonometry Part 3

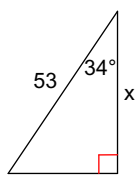
Missing Sides: Label the sides with o, a, or h. Given what you have, setup the appropriate ratio. Now solve for x, to one decimal place.



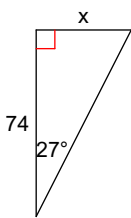
9)



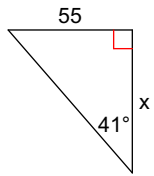
10)



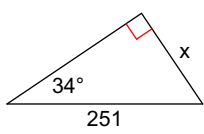
11)



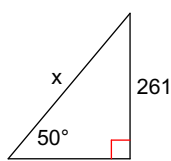
12)



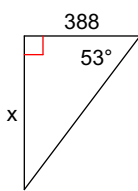
13)



14)



15)



16)

