

Lesson 7.1: Slope Intercept Form

Date: _____

Learning Goal: We are learning to identify properties of lines by using the slope-intercept form of a line.

Now that we have looked at the fundamentals of Coordinate Geometry (plotting points, graphing lines and calculating slope), we are now going to turn our focus to analyzing lines, dissecting information, and making decisions on how to create equations. All the skills that you learned in Coordinate Geometry are essential to this unit.

Today, we will learn about the all-powerful **Slope Intercept Form**, also known as the equation $y = mx + b$.

Let's break down the equation.

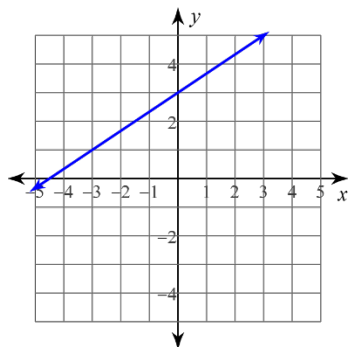
$$y = mx + b$$

Example One – State the slope and y-intercept

a) $y = \frac{3}{4}x - 7$

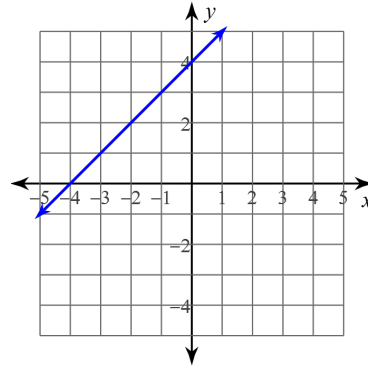
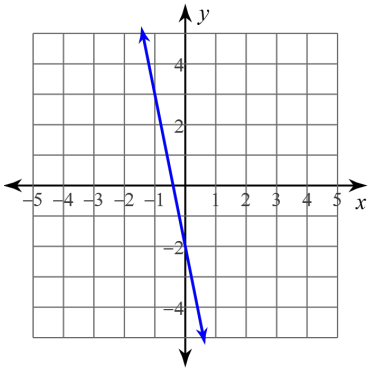
b) $4x - 2y = -10$

c)



Whoa! Wait a minute. In c), we looked at the graph and determined the slope and the y-intercept. Since the equation of a line is $y = mx + b$ with $m = \text{slope}$ and $b = \text{y-int}$, what would the equation of line c) be?

Example Two: Determine the equation of line.



Graphing Lines: The power of $y = mx + b$ comes with graphing. No longer do we have to make a table of values, instead we will use the properties of the equation. What makes this process amazingly exciting is that it is super duper fast.

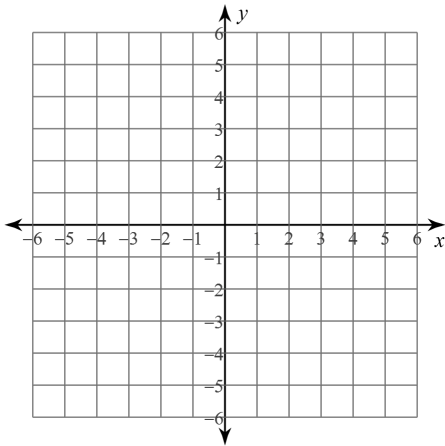
Step 1: Turn into $y = mx + b$ if it is not already.

Step 2: Plot the y-intercept

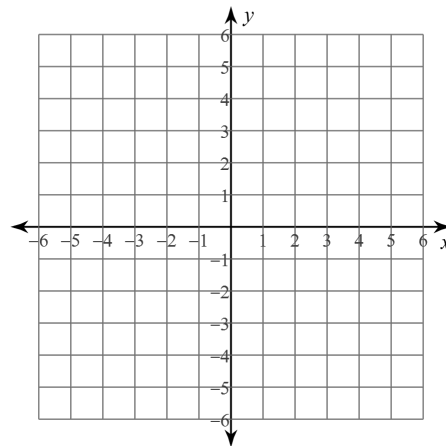
Step 3: From the y-intercept, use your slope (rise over run) to find the next point. (repeat if needed)

Step 4: Draw the line.

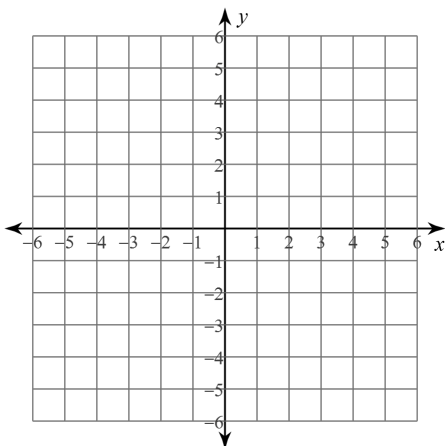
$$y = \frac{3}{4}x + 2$$



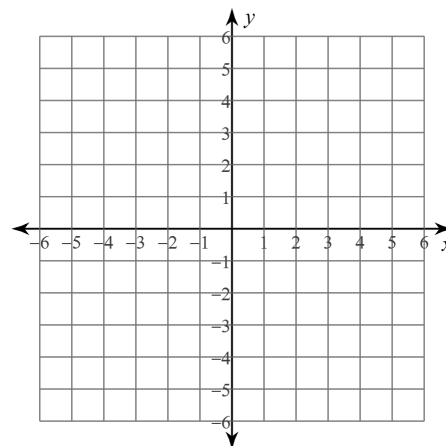
$$y = \frac{2}{5}x - 4$$



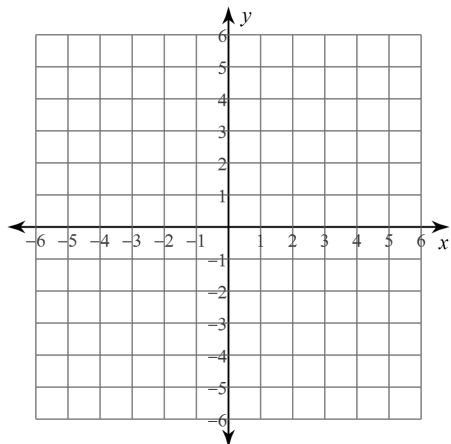
$$y = -6x + 2$$



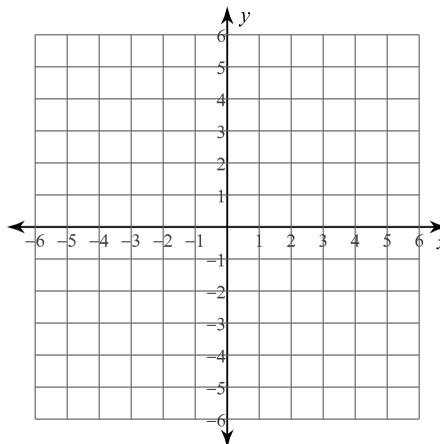
$$y = -x - 5$$



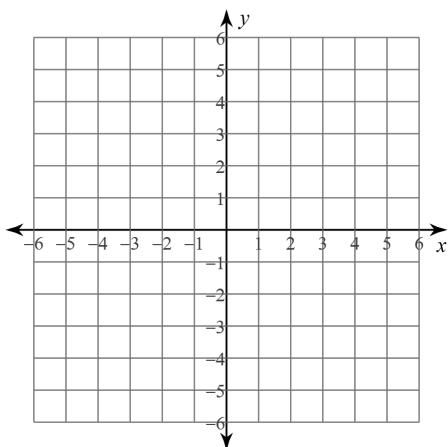
$$2x - y = -2$$



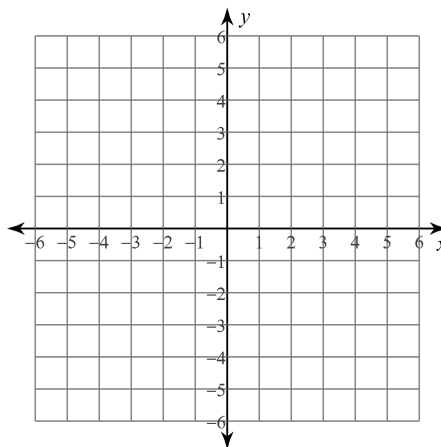
$$3x + 5y = 20$$



$$y + \frac{1}{2}x = 0$$



$$0 = -14x + 18 + 6y$$



Success Criteria:

- I can identify the slope of a line on a graph, or by looking at “m” in the equation $y = mx + b$
- I can identify the y-intercept of a line on a graph, or by looking at “b” in the equation $y = mx + b$
- I can recognize that “y” and “x” in the equation $y = mx + b$ are ordered pairs on the graph of a line
- I can write the equation of a line by looking at its graph
- I can graph a line by studying its equation ($y = mx + b$)