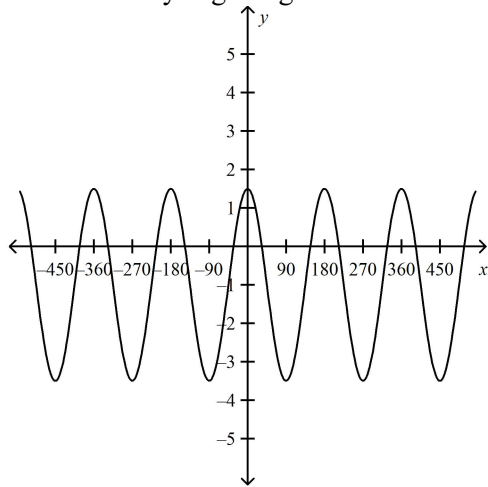


3U6 - Project Day 4: Sinusoidal Functions Assignment

Sinusoidal Functions Project Day 4 Problems

Provide clear solutions to the following problems using separate sheets of lined or blank paper. **Include a title page.** You will receive a Communications grade out of 5 for how well your mathematics is presented. Communication of your mathematics is very important for this assignment. For all sketches please use graph paper or dot paper.

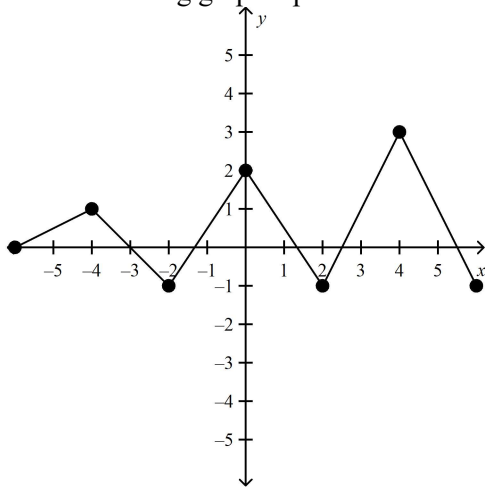
- Sketch two cycles of: a) $f(x) = -3 \cos(3x + 90^\circ) - 1$ b) $g(x) = 2 \sin\left(\frac{3}{4}x - 45^\circ\right) + 3$
- Suppose Ken is riding a Ferris wheel. The maximum height he attains is 16 m and the minimum height is 0 m. The time it takes to make one cycle is about 6 minutes. Draw a graph which represents this scenario if Ken starts at a height of about 9 m.
- A dolphin is swimming in the ocean and jumping out at constant intervals. If it jumps 3 m high and then dives 2 m before jumping again, what is the amplitude of the function that can be modelled by this situation?
- Determine the range of the function $K(t) = 6 \cos(90t) - 10$.
- Without graphing, determine the amplitude, period, domain, and range of the function $y = 1.9 \cos(12x) - 11$.
- Determine two equations for the sinusoidal below. One equation needs to be a cosine function and the other a sine function. Why is getting a cosine function “better” than a sine function in this case?



- For the following table of data, determine an equation of a sine function that satisfies the given data.

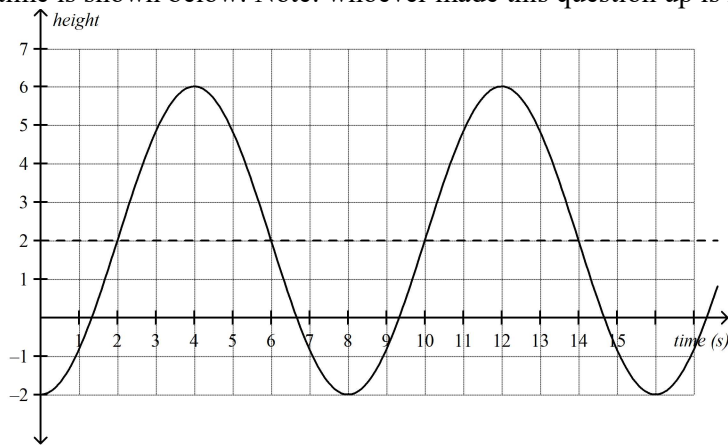
x	-60°	-30°	0°	30°	60°	90°	120°
y	10	8	6	8	10	8	6

8. A sinusoidal function has an amplitude of 6 units, a period of 45° , and a minimum at $(0, 3)$. Determine an equation of the function. (A simple sketch may be helpful but is not necessary.) Give the coordinates of the next minimum (moving to the right from the given minimum $(0, 3)$)
9. The top of a flagpole is swaying in the wind. The top sways from 6 cm to the right of its resting position (+6 cm) to 6 cm to the left of its resting position (-6 cm) and back to the right 6 times per second. Determine the equation of a sinusoidal function that describes the distance the top of the pole is from its resting position in terms of time.
10. Is the following graph a periodic function? Explain why or why not.



11. A man delivers packages from location A to location B and then returns to location A to get more packages. He does this in equal amounts of time each trip, but takes a 10 minute break when he gets to location B. Draw a possible sketch of this situation. Is it periodic? Explain.

12. A fish is caught in a water wheel. A graph of its height (in metres) with respect to the surface of the water over time is shown below. Note: whoever made this question up is kind of mean. It wasn't Mr. Templeton!



- What is the diameter of the water wheel?
 - How long does it take the fish to complete one revolution of the wheel?
 - Does the fish reenter the water? If so, for approximately how long?
 - After 36 seconds, at what height will the fish be?
 - Give an equation for the curve as a sine function.
13. Using a graphing calculator, graph each of the following functions. Determine if the functions are periodic. If so, determine if they are sinusoidal (sinusoidal means having the basic shape of a sine or cosine function).
- $y = x \sin x$
 - $y = \sin x - \cos x$
14. The size of a certain population of wild horses varies because of certain ecological pressures. In 1999, the number of horses was 100. In 2002, the population was down to 60, but in 2005, the population was back up to 100.
- Assume that 100 was the maximum number of horses and 60 was the minimum. Write an equation that models the size of the population of horses, in terms of what year it is, starting with 1999.
 - What is the equation of the axis of this equation, and what does it represent?
 - How many horses were there in 2000?
 - How many horses should there be in 2015?